

THE BOOK

IN ENGLISH



تعلم الإنجليزية

الصف الثالث الابتدائي - الفصل الدراسي الأول

Age from 8 to 9

Name :

Class :

Part

1

Who am I?

يحتوي هذا الجزء على الوحدات ١، ٢، ٣.

Unit 1

I feel happy



Unit 2

What's the matter?



Unit 3

On the weekend





I feel happy

أنا أشعر بالسعادة

UNIT

1

Lesson 1

Vocabulary



feel
يشعر



thirsty
عطشان



hungry
جائع



excited
متحمس



sad
حزين



angry
غاضب



hot
ساخن



happy
سعيد

Other vocabulary مفردات أخرى

How ...?	كيف ...؟	today	اليوم
Let's ...	هيا بنا ...	Me, too.	وأنا أيضًا.
kitchen	مطبخ	eat	يأكل
come	يأتي / يحضر	soon	في القريب العاجل
have something	يتناول شيء ما		

I feel happy!

*** Look, listen and repeat.**

Hany : I feel happy today. How do you feel, Hana?

أنا أشعر بالسعادة اليوم. كيف تشعرين يا "هنا"؟

Hana : I feel excited. Daddy is coming home soon!

How do you feel, Youssef?

أنا أشعر بالحماس. أبي سيأتي للمنزل حالاً! كيف تشعر يا "يوسف"؟

Youssef : It's hot. I feel thirsty.

الجو حار. أنا أشعر بالعطش.

Amira : Me too, and I feel hungry.

وأنا أيضاً أشعر بالجوع.

Hana : Let's go to the kitchen to have something to eat.

هيا بنا نذهب إلى المطبخ لتتناول شيء ما.



Language Functions الوطائف اللغوية

عند السؤال عن المشاعر نستخدم الصيغة الآتية:

How do you feel? كيف تشعر؟

وعند الإجابة نستخدم.

I feel + صفة



- **How do you feel?**

I feel thirsty.

كيف تشعر؟

أنا أشعر بالعطش

Exercises



1 Listen, read and number. (SB)

1 I feel angry!

2 I feel happy!

3 I feel tired.

4 I feel excited!

5 I feel sad.

6 I feel thirsty!

7 I feel hungry!



2 Fill in the gaps.

A : How do you

B : I feel

3 Look at the pictures and unscramble the words.



asd

.....



ppahy

.....



uhngry

.....



htirsty

.....

4 Look and write a sentence under each picture.



.....



.....

5 Punctuate the following sentences.

✦ how do you feel

.....

✦ i feel sad

.....

Lesson 2 How do you feel?

Vocabulary



unhappy

غير سعيد



juice

عصير



kitchen

مطبخ



living room

غرفة المعيشة



make a sandwich

يصنع سندويتش

Other vocabulary مفردات أخرى

talk to	يتحدث إلى	Mommy	الأم
clean	ينظف	find	يجد
can't	لا يستطيع	can	يستطيع
kind	عطوف	at home	بالبيت

*** Listen and read.**

Hany and Hana are in the kitchen.

Hana : Hi, Hany!

أهلاً يا هاني!

Hany : Hi Hana. How do you feel?

أهلاً يا هنا. كيف تشعرين؟

Hana : I feel thirsty and hungry
but we had a great game!

أنا أشعر بالعطش والجوع ، ولكن كان لدينا مباراة رائعة!

Hany : I can make you a sandwich!

أستطيع أن أصنع لك سندويتش!

Hana : Thank you. You are very kind!

شكراً لك. أنت عطوف جداً.

Hany : Have some juice.

تفضلي بعض العصير.

Hana : Thank you!

شكراً لك.

Exercises



1 Listen, read and complete. (SB)

unhappy

can

kitchen

living room

Hany and Hana are at home in their They are talking to Mommy. Mommy feels and tired. Hana and Hany help her. They can clean the Now Mommy is very happy.

2 Read and complete. (SB) أقرأ وأكمل من الدرس السابق صفحة 10

Hany and Hana are at home in the kitchen. Hana feels Hany is He makes a and he gives Hana some

3 Choose the correct answer.

1. How do you (**feel** - **feels** - **feeling**)?
2. I feel (**sad** - **clean** - **talk**).
3. They can clean (**the sandwich** - **the kitchen** - **Mommy**).
4. I feel (**angry** - **happy** - **thirsty**). I can't find my pen.
5. They are talking (**to** - **with** - **of**) Mommy.

4 Listen and number the pictures.

1. juice



2. unhappy

3. make a sandwich



4. living room



5. hungry

5 Write the first letter.



__uice



__andwich



__nhappy

Lesson 3 Connect with science

A healthy lifestyle

Vocabulary

Healthy Food طعام صحي



apple
تفاحة



banana
موزة



grapes
عنب



strawberry
فراولة



fish
سمك



rice
أرز



cheese
جبنة

Unhealthy Food طعام غير صحي



burger
برجر



chocolate
شيكولاتة



ice cream
أيس كريم

Exercises



1 Look and circle the things for a healthy lifestyle. (SB)



2 Look at the picture and unscramble the words.



rgapes



urbger



ishf



abnaan

3 Look and write a sentence under each picture.



4 Match healthy food and unhealthy food.



• healthy
food



• unhealthy
food



5 Copy.

Fish is healthy food.

Lesson 4

Issues

Preventative health

Vocabulary



drink

يشرب



eat

ياكل



sleep

ينام



play

يلعب



go by car

يذهب بالسيارة



walk

يمشي



exercise

يتمرن



don't

لا (تفعل الشيء)



healthy

صحي / بصحة جيدة



water

ماء



vegetables

خضراوات



sports

رياضيات



outside

بالخارج



hour

ساعة

Exercises



2 Read and match. (SB)

1 drink

3 sleep

5 go

2 eat

4 play

6 drink

a go by car

c water

e fruit and vegetables

b 8 hours every night

d outside

f sports

2 Look and write. Then say. (SB)

water

vegetables

eight

sports

healthy

rice

I want to be I drink I eat
....., fruit and I play
I sleep for hours every night.

3 Tick (✓) the things for good health. (SB)

- | | | | |
|-----------------------|--------------------------|----------------------|--------------------------|
| ★ Watch television. | <input type="checkbox"/> | ★ Play tennis. | <input type="checkbox"/> |
| ★ Eat chocolate cake. | <input type="checkbox"/> | ★ Play board games. | <input type="checkbox"/> |
| ★ Sleep for 8 hours. | <input type="checkbox"/> | ★ Play football. | <input type="checkbox"/> |
| ★ Eat bananas. | <input type="checkbox"/> | ★ Sleep for 4 hours. | <input type="checkbox"/> |
| ★ Drink water. | <input type="checkbox"/> | ★ Play video games. | <input type="checkbox"/> |
| ★ Drink cola. | <input type="checkbox"/> | ★ Exercise. | <input type="checkbox"/> |
| ★ Walk to school. | <input type="checkbox"/> | | |

4 Look at the picture and unscramble the words.



og yb acr



evgeatbesl



awrte



alpy

5 Punctuate the following sentence.

- ★ i like juice and burger
-

Lesson 5 * Phonics

Learn sounds with **Busy Bee**



ee

feel happy
يشعر بالسعادة

sleep
ينام

bee
نحلة

green
أخضر

Shereen
شيرين

meet
يقابل

ea

leaf
ورقة نبات

clean
ينظف

eat
يأكل

meat
لحم

team
فريق

healthy
صحي

Tip!



1 The /i:/ sound: ea and ee.

تنطق ea / ee كحرف e مطول /i:/

e.g. ea : leaf / ee : feel

2 We have a capital letter (A, B, C, D, etc.) on the first word of the sentence.

أول حرف في أول الكلمة يكون كبير.

e.g. I feel happy.

3 We use capital letters for names of people.

نستخدم الحروف الكبيرة لأسماء الأشخاص.

e.g. Hana, Hany, Youssef

4 We have a full stop (.) at the end of the sentence.

نضع النقطة (.) في نهاية الجملة .

e.g. The bee is on the green leaf.

Exercises



1 Look and write. Then say. (SB)

leaf

bee

feel happy

clean



2 Look and complete the words with "ea" or "ee". (SB)



sl_p



_t



l_f



m_t



cl_n



b_

3 Read and trace. (SB)

- ◆ I feel happy. I play with my team.
- ◆ The bee is on the green leaf.
- ◆ Amira meet her friend Shereen.
- ◆ They clean the playground.

4 Read and trace then say. (SB)

1. It is healthy to sleep for 8 hours.
2. Eat good food to help your body.
3. A bee sits on a leaf.



5 Put the words in the correct order to make sentences. (SB)

1. feels - She - tired.

.....

2. eats - food - He - good.

.....

3. Marwan - eight - sleeps - hours - for - a day.

.....

Lesson 6 How long is it?

Vocabulary



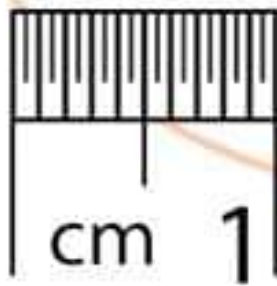
tall
طويل



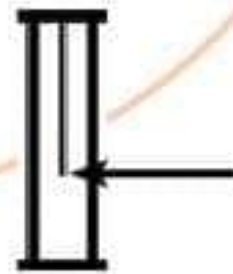
finger
أصبع اليد



thumb
إبهام اليد



centimeters = CM
سنتيمتر



millimeters = MM
مليمترا (جزء من ألف من المتر)

There are 10 millimeters in a 1 centimeter.



This is my hand.

My finger is 5.4 centimeters
and my **thumb** is 4.2 centimeters.

Thumb
4.2 cm



*** Draw your hand and complete the measurement.**

This is my hand.

My finger is
centimeters and my **thumb**
is centimeters.



Language Functions الوظائف اللغوية

للسؤال عن الطول نستخدم :

How tall ?

ما طول ؟ (تستخدم للأشخاص)

How long ?

ما طول ؟ (تستخدم للأشياء)

وعند الإجابة نستخدم:

cm + الرقم

mm + الرقم



- Adam is 110.1 cm tall.

أدم طوله 130 سنتيمتر.

Exercises



1 Read and complete. (SB)

millimeters

centimeters

1. There are 10 millimeters in a 1
2. I am 127.4 cm tall - I am 127 centimeters and four tall.

2 Look and write a sentence



3 Match (A) with (B).

(A)

(B)

- | | |
|-----------------|--------------|
| 1. How do | happy. |
| 2. Ahmed is 120 | healthy food |
| 3. I feel | you feel? |
| 4. Bananas are | cm. |

4 Look, read and write.



_humb



_all



_inger



_and

5 copy.

Hany is 130.5 cm.

This is my thumb.

* Review *

Feelings



feel
يشعر



thirsty
عطشان



hungry
جائع



excited
مثار / منفعل



sad
حزين



angry
غاضب



hot
ساخن



happy
سعيد

Healthy and unhealthy food



apple
تفاحة



banana
موزة

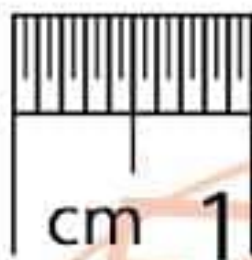


chocolate
شيكولاتة



ice cream
أيس كريم

Math measuring



centimeters = CM

سنتيمتر



millimeters = MM

ميليمتر (جزء من ألف من المتر)



Phonics

ee



bee

نحلة



green

أخضر



leaf

ورقة نبات

ea



clean

ينظف



Grammar

١ عند السؤال عن المشاعر نستخدم الصيغة الآتية.

How do you feel? كيف تشعر؟

٢ للسؤال عن الطول نستخدم :

How long ? / How tall ?

Test on Unit

1

1 Listen, read and number.

1. eat

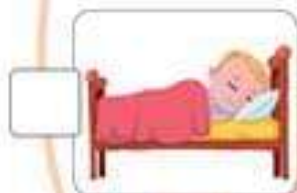
2. sleep

3. thirsty

4. drink

5. hungry

6. clean



2 Fill in the gaps.

A : do you feel ?

B : I feel

3 Look at the picture and unscramble the words.



rtide



yaphpnu



wihscnd



ieclu

4 Choose the correct words.

- I can't find my pen. I feel
 a **angry** b **tired** c **happy**
- do you feel?
 a **Where** b **When** c **How**
- Grapes are food.
 a **healthy** b **bad** c **unhealthy**
- How is it? - It's 4.5 cm.
 a **long** b **old** c **colour**
- Al Ahly is my favourite
 a **team** b **family** c **school**

5 Look at the picture and complete the sentence.



◆ I like

◆ I don't like



◆ I don't like

◆ I like

6 Match (A) with (B).

(A)

(B)

1. I eat

a. is unhealthy food.

2. How

b. is healthy food.

3. Chocolate

c. do you feel?

4. I feel

d. rice.

e. thirsty.

7 copy.

How long is it?

Mommy and Shereen clean the kitchen.

8 Punctuate the following sentence.

◆ i meet my friends on Fridays



Teacher of English



100%

Mr. Adel Maggdi